Name: _____ Date: _____

Picture Division: Sharing Objects Equally

Share the objects into the number of groups shown.
Circle or draw lines to make equal groups, then write the division equation.

1 Share the apples into 2 equal groups.



2 groups

_____ ÷ _____ = _____

2 Share the stars into 4 equal groups.

4 groups

_____ ÷ _____ = _____

3 Share the teddy bears into 3 equal groups.



3 groups

_____ ÷ _____ = _____

4 Share the balls into 5 equal groups.

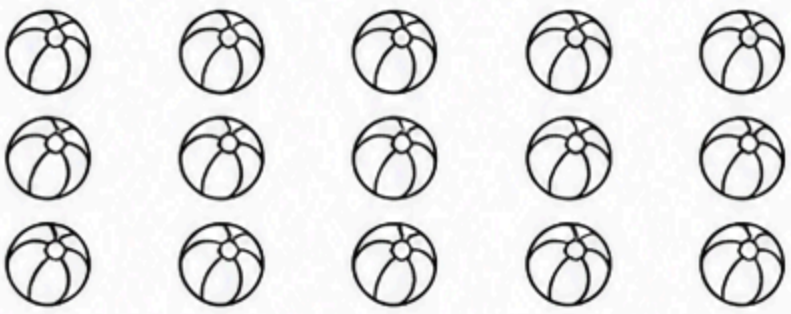

5 groups

_____ ÷ _____ = _____

5 Share the cars into 2 equal groups.



2 groups

_____ ÷ _____ = _____